

Year 2 Autumn 1- All About Me and My Community

What is a Map?

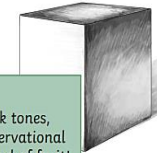
A map is a drawing of an actual place that uses lines and **symbols** to represent real-life objects. People have used maps for hundreds of years to help them travel from place to place.

Types of Maps

There are many different types of maps, such as:
Sketch maps
Road maps
Ordnance Survey maps
Climate maps




All About Shading



What is shading?

Shading is a technique used in sketching to create light, medium and dark tones, making things appear to be 3D. Artists use this technique to bring their observational drawings to life. Observational drawings could be a portrait, flowers or a bowl of fruit!

How can I create shading in my sketches?



Cross Hatching

When using this technique, try drawing a series of small lines crossing over each other or drawn very close to one another. The closer the lines, the darker the tone and the further back that part of the object appears. This will create light and dark areas in your picture!



Blending

Another popular sketching technique is called blending. Try using different amounts of pressure to create dark and light shades with your pencil (charcoal or a 2B pencil works best). Blend these together using your finger!



Stippling

A stippling effect creates shade by using small dots or specks. When the dots are placed closer together, the area looks darker, creating shade. The further apart the dots are, the more light there is on an object.

Key Features

Key features of maps include: a title, a **compass rose**, **symbols**, a **key** and different colours for important things, such as green for forests and blue for rivers.

Compass Directions

People use a **compass** to help them position and use a map accurately. The main points of a **compass** are north, south, east and west.



Planning a Route

When planning a journey using a map, people think about the **quickest** or **safest route**.



Woodland	River
Moor Land	Viewpoint
Lake	Castle
Contour Line	Church
Road	Water Fowl
Woodland Boundary	



A community is a group of people who live or work together in the same place, or like to do the same kind of things.

Where you live is called your local area. The local area and the people who live there are known as the local community.



Reproduction



-All animals reproduce. This means that they have offspring (e.g. humans have babies).

-For example, mammals give birth to live young, whilst fish lay eggs.




-All of these offspring must receive the basic needs of animals (below on the left) to grow into adults.


-When they are fully grown, they can also reproduce. And so, life goes on!

Animal Life Stages


Birth



Growth



Reproduction



Death

Experiences / WOW events:

Our school community walk.

We will take walk around our school grounds to meet people in our school community who help us and talk to them about their roles within the school community.

Key vocabulary

Family

Friend

Community

Special Kind

Helpful Listen

Share

Rules Choice

Emergency

Symbols

Offspring

Reproduce

Symbols

Human and

physical

geographical

features